

TABLE OF CONTENTS




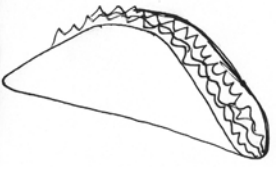
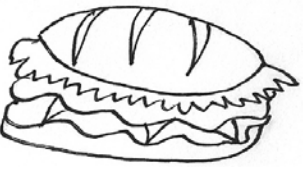











Reference Section:	Sample contains pages randomly selected in the Viajes book.	Page
• INSTRUCTIONS FOR USE		i
• The Alphabet		ii
• Common Words and Phrases		iii
• Commands		v
• Colors and Numbers		vii
• Making and Practicing Flashcards		viii
• Games and Activities		ix
 Units:		
Lección 1 - La transportación (Transportation)		1
Vocabulario y mandatos (Vocabulary and Commands)		1
Verbos - poner (to put), salir (to leave), hacer (to do, make, pack)		3
Gramática - Telling Time		7
Lección 2 - La ciudad de México (Mexico City)		12
Vocabulario y mandatos		12
Verbos - ir (to go), estar (to be), dar (to give), caminar (to walk)		14
Gramática - Talking About Location and de + el, a + el		18
Gramática - Saying what someone is going to do		20
Lección 3 - El hotel (The Hotel)		22
Vocabulario y mandatos		22
Verbos - usar (to use), abrir (to open), subir (to go up), mirar (to look at)		24
Gramática - Personal Pronouns (yo, tú, él, ella, etc.)		28
Gramática - Indefinite Articles (saying "a", "an", "some")		29
Lección 4 - El restaurante Mexicano (The Mexican Restaurant)		31
Vocabulario y mandatos		31
Verbos - cenar (to eat dinner), pagar (to pay), comer (to eat), pedir (to order, ask for)		33
Gramática - Saying what someone likes - "gustar"		37
Lección 5 - La playa de Puerto Rico (The Puerto Rico Beach)		40
Vocabulario y mandatos		40
Verbos - nadar (to swim), tomar (to take, drink), llevar (to wear), tener (to have)		42
Gramática - Saying what someone has to do (tener que...)		46
Gramática - Direct Object Pronouns (lo, la, los, las)		47

Lección 4

El restaurante Mexicano

(The Mexican Restaurant)

Vocabulario (Vocabulary)

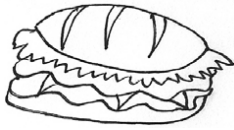
<p>el mesero (the waiter)</p> 	<p>el menú (the menu)</p> 	<p>la cuenta (the bill/check)</p> 	<p>el taco al pastor (the pork taco)</p> 
<p>la torta (the sub sandwich)</p> 	<p>el pollo (the chicken)</p> 	<p>la sopa (the soup)</p> 	<p>el pan (the bread)</p> 
<p>los frijoles (the beans)</p> 	<p>la servilleta (the napkin)</p> 	<p>el plato (the plate)</p> 	<p>el flan (the flan)</p> 
<p>el tenedor (the fork)</p> 	<p>el cuchillo (the knife)</p> 	<p>la cuchara (the spoon)</p> 	<p>el vaso (the glass)</p> 

Mandatos (These are things we tell a person to do.)


cena = eat dinner **pide** = ask for/order **paga** = pay **come** = eat

Learning Your New Vocabulary

- Make flashcards for your new **vocabulario** and **mandatos** above. See Making Flashcards page for ideas on how to do this.
- Choose an activity from the Making Flashcards page to begin learning your new words.



Gramática (Grammar)



Saying what someone likes

We use the following phrases below to say what someone likes.

Remember: "you formal" is someone you do not speak to on a first name basis.

me gusta = I like

te gusta = you like

le gusta = he, she, you (formal) like

nos gusta = we like

os gusta = you all like (Spain only)

les gusta = they, you all like

Examples:

•Me gusta la sopa.

I like the soup.

•Te gusta la sopa.

You like the soup.

•Le gusta el pan.

He, she, you (f) like the bread.

•Nos gusta el flan.


We like the flan.

•Os gusta el pollo.

You all like the chicken.

•Les gusta el menú.

They or you all like the menu.



Now look at these and see if you notice something different:

•Me gustan los tacos.

I like the tacos.

•Te gustan los tacos.

You like the tacos.

•Le gustan los frijoles.

He, she, you (f) like the beans.

•Nos gustan los frijoles.

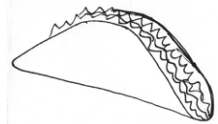
We like the beans.

•Os gustan las pizzas.

You all like the pizzas.

•Les gustan las sopas.

They or you all like the soups.



Did you figure out what's different?

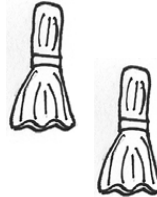
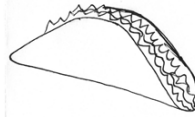
If you guessed that **gusta** changed to **gustan** when talking about more than one item, you were correct!

★ Let's go to the next page and practice what you've learned.

Using Your New Grammar:

- Read the sentences below and lightly circle the correct word.
- Then listen to the audio to see if you guessed correctly. 😊

1. Me (gusta, gustan) la torta.
2. Me (gusta, gustan) las tortas.
3. Te (gusta, gustan) el taco al pastor.
4. Te (gusta, gustan) los frijoles.
5. Le (gusta, gustan) el pan.
6. Le (gusta, gustan) las servilletas.



How did you do? Let's do more so you can become an expert!

Lightly circle the correct word. Then listen to the audio for the answers.

1. Me (gusta, gustan) el museo.
2. Nos (gusta, gustan) el museo.
3. Te (gusta, gustan) el restaurante.
4. Os (gusta, gustan) el restaurante.
5. Le (gusta, gustan) la torta.
6. Les (gusta, gustan) la torta.
7. Me (gusta, gustan) las mochilas.
8. Nos (gusta, gustan) las mochilas.
9. Te (gusta, gustan) las lámparas.
10. Les (gusta, gustan) la lámpara.
11. Me (gusta, gustan) el hotel.
12. Me (gusta, gustan) los hoteles.



Master what you have learned.

As you follow the lesson guide you will do the self-checking worksheets for your grade level for this new grammar.