


Spanish for You! Thanksgiving (and Fall) Go Fish El Día de acción de gracias




INSTRUCTIONS:


- Print two copies of the squares below on card stock.
- Listen to the words on the audio file. Repeat after each word.
- Also, listen to these phrases for the game. These phrases will be first on the audio.
 - ¿Tienes _____?, Sí, tengo _____. No, no tengo _____. Ve a pescar.
 - (tienes = you have, sí = yes, tengo = I have, Ve a pescar. = Go fish.)
- Cut the squares out to make a deck of Go Fish cards.
- Follow these instructions to play Go Fish.

Instructions:


- Deal 7 cards to each player. If either player gets any pairs, then he/she can lay them on the table.
- First player asks the other: ¿Tienes _____? filling in blank with a word of a card he needs to make a pair.
- Other player answers either:
 - Sí, tengo _____. and gives it to the player.
 - OR No, no tengo _____. Ve a pescar. telling player to Go Fish.
- The player then draws a card from the pile. If he/she gets a match, then he can place it on the table.
- Play goes to next player.
- Players continue playing until one player runs out of cards making a pair.
- If a player gets down to only one card, then he/she should draw a card from the draw pile.
- Player with the most pairs on the table wins.




el pavo




el pastel de calabaza



la calabaza



la manzana



las manzanas



el maíz